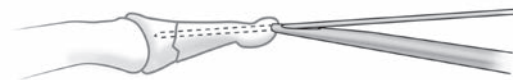


Resnick Small Bone Tamp with Oblique K-Wire Hole

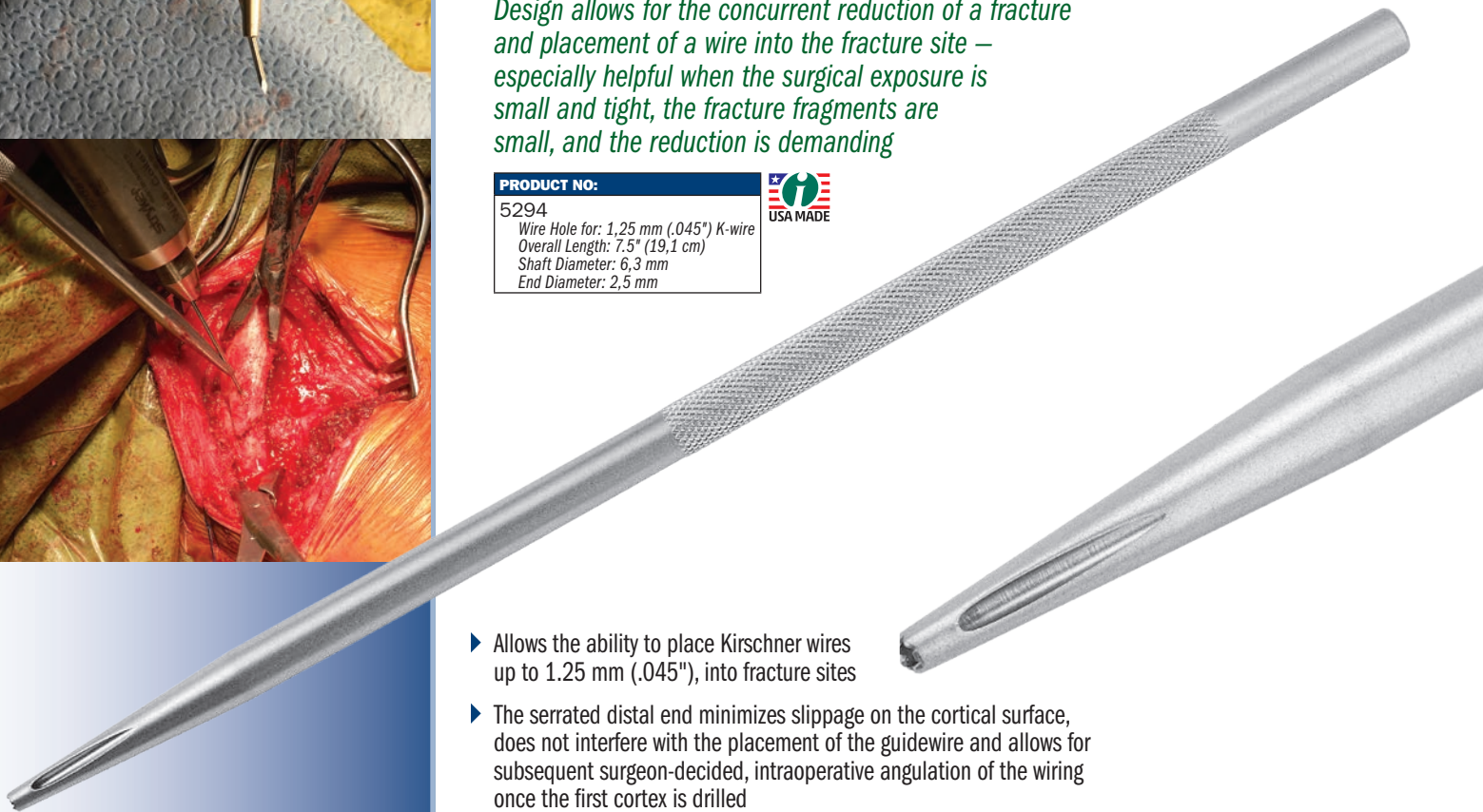
Designed by Charles Resnick, MD

Design allows for the concurrent reduction of a fracture and placement of a wire into the fracture site – especially helpful when the surgical exposure is small and tight, the fracture fragments are small, and the reduction is demanding

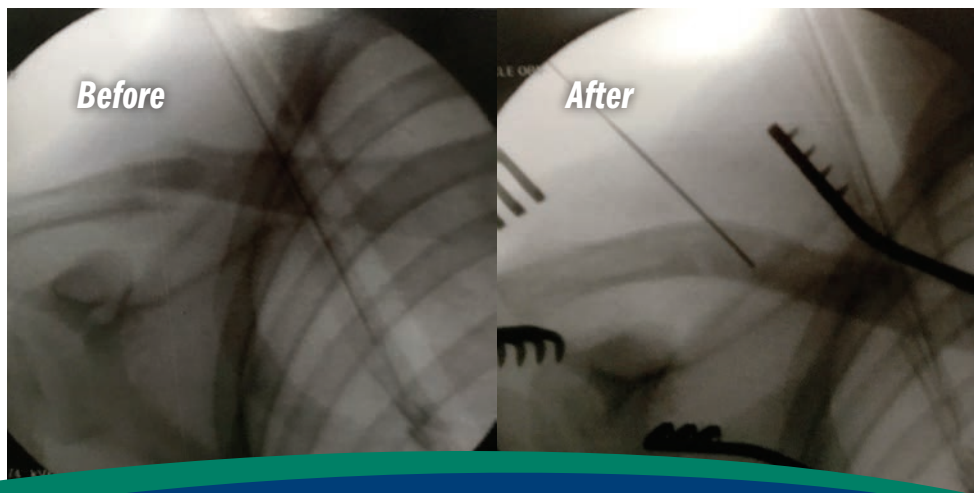


PRODUCT NO:

5294
 Wire Hole for: 1.25 mm (.045") K-wire
 Overall Length: 7.5" (19.1 cm)
 Shaft Diameter: 6.3 mm
 End Diameter: 2.5 mm



- ▶ Allows the ability to place Kirschner wires up to 1.25 mm (.045"), into fracture sites
- ▶ The serrated distal end minimizes slippage on the cortical surface, does not interfere with the placement of the guidewire and allows for subsequent surgeon-decided, intraoperative angulation of the wiring once the first cortex is drilled
- ▶ Especially useful in fractures where there is involvement of an articular surface, for example, mallet fractures of the distal phalanx, articular fractures that involve ligamentous attachments or tendon attachments of the phalanges, scaphoid pole small fracture fragments or other small carpal fractures, and radial styloid fractures



ISO 13485:2016

FREE TRIAL ON MOST INSTRUMENTS

Scan to Launch Our Website



INNOMED



103 Estus Drive, Savannah, GA 31404
 www.innomed.net info@innomed.net

912.236.0000 Phone
 912.236.7766 Fax

Innomed-Europe Tel. +41 41 740 67 74
 Fax +41 41 740 67 71

1.800.548.2362

© 2018 Innomed, Inc.